

Welcome to Parents Information Evening



THE NORTON
KNATCHBULL
SCHOOL

Meet the team Year 10



Mr T Sparrow
Head of KS4/Senior
Leadership Team




Mrs S Turner
Head of Year 10



Mrs S Wilkinson-Snare
Student support
Manager Year 10



Mr Uttin
SENCO




Tutor Team



Apps	Mrs C Herbet	<u>Cherbet@nks.kent.sch.uk</u>
Barrett	Mrs S Shellock-Wells	<u>Sshellockwells@nks.kent.sch.uk</u>
Burra	Mrs R Berridge	<u>Rberridge@nks.kent.sch.uk</u>
Harper	Mrs B Rowlands	<u>Browlands@nks.kent.sch.uk</u>
Knatchbull	Mr S Thomas	<u>Sthomas@nks.kent.sch.uk</u>
Lamprey	Mrs H Aslan	<u>Haslan@nks.kent.sch.uk</u>
Woodworth	Mr D Medina	<u>Dmedina@nks.kent.sch.uk</u>

Key Dates – Year 10



Year 10 – The Year Ahead	
Year 10 Important Dates	Events
Thursday, 5 September 2024	First day of academic year 2024/2025
Wednesday, 18 September 2024	Parent Information Evening at NKS (6-7pm)
Monday, 21 October to Friday, 1 November 2024	Half Term break
Wednesday, 20 November 2024	Parent Voice Evening 1 at NKS (6-7pm)
Monday, 2 December 2024	*Monitoring 1
Monday, 23 December to Friday, 3 January 2025	Christmas break
Thursday, 6 February 2025	Parents' Evening (online) (4 - 7:30pm)
Monday, 17 to Friday, 21 February 2025	Half Term break
Wednesday, 12 March 2025	Parent Voice Evening 2 at NKS (6-7pm)
Monday, 7 to 21 April 2025	Easter break
Wednesday, 23 to Friday 2 April 2025	Pre-Public Examination
Thursday, 16 May 2024	*Monitoring 2 inc. Pre-Public Examination grades
Friday, 23 May 2025	Sports Day
Monday, 26 to Friday, 30 May 2025	Half Term break
Monday, 9 June to Friday, 20 June 2025	English Speaking Endorsement
Wednesday, 18 June 2025	Parent Voice
Wednesday, 25 June 2025	Senior Prizegiving (by invite only)
Monday, 14 to Friday, 18 July 2025	Work Experience

***Please note that the Monitoring dates above are teachers' deadlines, therefore you would expect the report approximately one to two weeks after this date.**



3. Clubs and Societies

Start to think about which clubs you might want to join to extend your knowledge or find new interests

2. Exam Specs

Get to know what is expected of you in each of your exams. Download/bookmark them so you can access them easily.

1. Settling into year 10

Getting to know new teachers and expectations in your chosen subjects. .



4. Revision Timetable

Start putting together revision timetables to prepare for the Spring PPEs and future exams. These should be manageable and achievable.

7. Year 10 PPEs

Exams will be in the sport's hall over the course of 10 days. You will use time out of exams to revise and prepare for your upcoming exams. You should treat these like they are the real thing in order to prove to yourself what you are capable of.

6. Revise for the PPEs

Read your timetables and make sure you know the content of each exam so you can revise effectively. Ask teachers if you are unsure.

5. Monitoring 1

Discuss monitoring with parents and work out if there are any areas of concern. Ensure you know what you need to do to improve.

8. Monitoring 2

This will be based on the results of your PPEs and will also give you projected grades for your GCSEs. A lot can change in a year but if there are areas for improvement make sure you take action now.

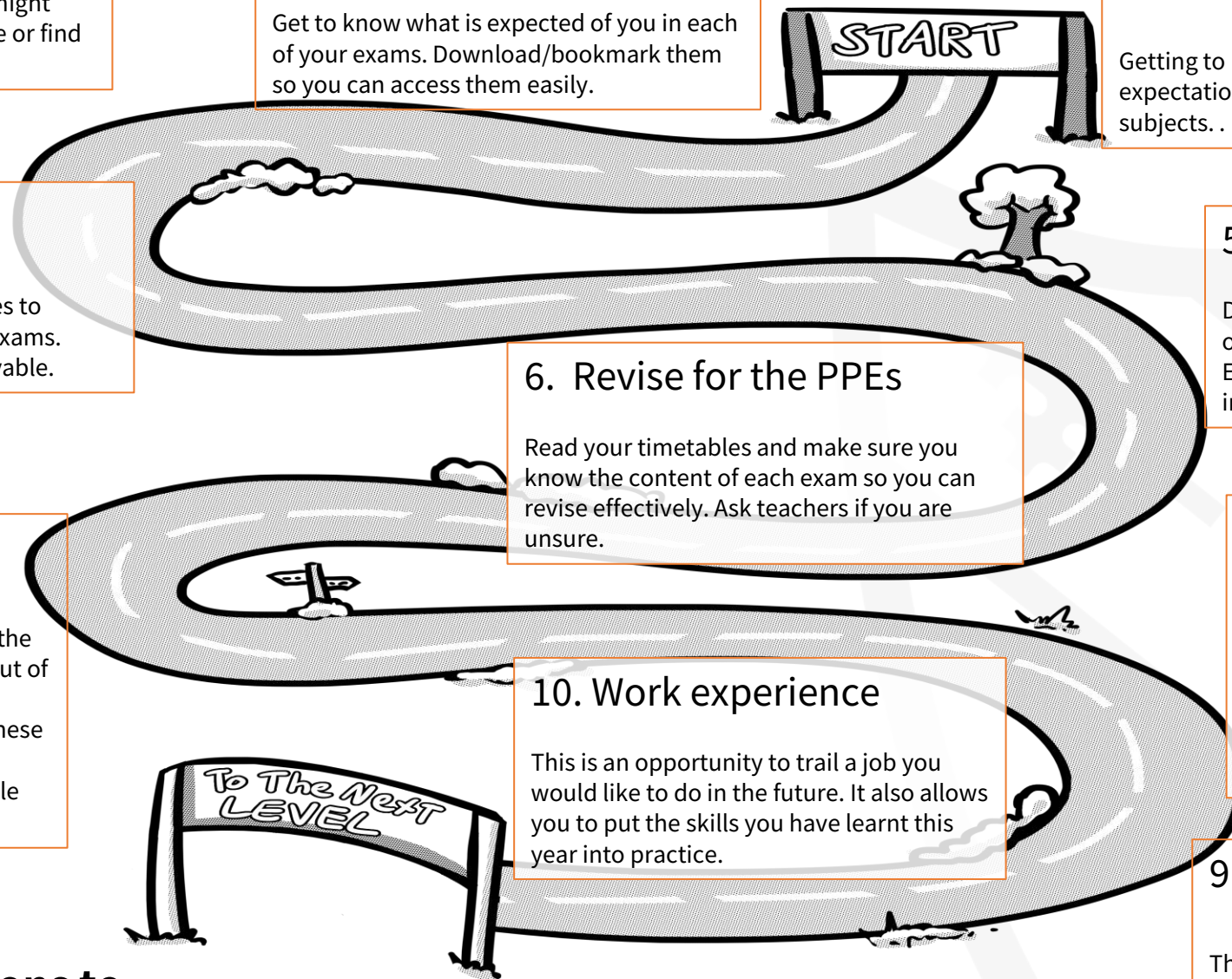
10. Work experience


This is an opportunity to trail a job you would like to do in the future. It also allows you to put the skills you have learnt this year into practice.

9. English speaking exams

These are a requirement to gain your GCSE English qualification. Your English teachers will prepare you for this in class leading up to the assessment.

My roadmap of actions to take me to the next level





Key careers information will be sent out with this presentation by the end of the week. Things to note are:

- Monday 14th-Friday 18th July is year 10 work experience
- In term 4 students will cover a range of career related activities such as CV writing, mock interviews, cover letters etc
- The students will be invited to take part in a mock interview in Term 5
- If you run a business or know a local business that would like to be involved Mrs Vernon would love to hear from you!

You might have noticed in the news....

Schools which ban mobile phones get better GCSE grades, study finds

Secondary schools which impose an effective ban on smartphones are also twice as likely to be rated outstanding by Ofsted as the national average, the report says.

Ministers confirm plan to ban use of mobile phones in schools in England

Teaching unions say guidance includes practices already adopted and most schools already have policies in place

Press release

Mobile phone use to be banned in schools in England

Mobile phone use to be banned during the school day, including at break times, new guidance recommends.



House of Commons
Education Committee

Screen time: impacts on education and wellbeing

Fourth Report of Session 2023–24

Report, together with formal minutes relating to the report


Ordered by the House of Commons to be printed 23 May 2024

The basic principles from September 2024

Mobile phones and electronic devices are not allowed to be used or seen during the school day, this includes break and lunch times. **“Off and Away”**.

Students must put away their mobile phones as soon as they enter the school grounds. This also applies to earphones/headphones and smart watches, as well as handheld gaming device/ tablets , these are classed as “Electronic Devices”

If a student is seen with an “Electronic Device” or uses them for any purpose during the school day, it will be confiscated on sight by a member of staff. The member of staff will deposit the phone at reception to be securely stored.





Devices - Off and away!



No Excuses, No Exceptions.

The basic principles from September 2024




First confiscation – Phone/device can be collected by the student at the end of the day from reception. The student will also receive a L1.

Second confiscation- (second instance during any half term) Phone/device can be collected at the end of the day from reception. The student will also receive a L2.

Third confiscation – (third instance during any half term) The phone/device will be taken to reception and a L3 set. **Parents will be called to come in a collect the phone.**

Other details- From September 2024



When can students use electronic devices/phones?

Students will be allowed to use their phones/electronic devices once Period 5 finishes and the member of staff has dismissed the class from the teaching room as students have finished their learning for the day.

How will students access their timetable/homework

Students will have a paper based timetable that they can keep in their blazer pocket, like their uniform card. We are increasing the amount of computers in the library so students have the option to complete homework on these before school, break and lunch times. We also offer a homework club afterschool. Otherwise, students complete homework at home.

Other schools let students use mobile phones.

Secondary schools in Ashford have made changes based on the government guidelines and research. Other local schools have very similar sanctions/policies. Reports suggest the government will be making this rule statutory soon.

NKS Mission Statement



At The Norton Knatchbull School we are proud of our history, tradition and achievements, at the same time as looking to the future for fresh challenges.

- **We value each individual for whom they are and their ability to improve and grow.**
- **We share mutual respect based on care, integrity and trust.**
- **We are inspired by a passion for creative and demanding learning experiences.**
- **We work with the wider community to make a positive difference.**
- **We celebrate our achievements, both in the classroom and beyond.**

What are Our Expectations of Students?



- Students take ownership of their own learning
- They develop resilience
- Willingness to study independently
- Desire to be part of the wider school community
- Aim high
- Enjoy their time in school
- Always try their best

Uniform – Years 7-11



Aspect	Compulsory Uniform	Not permitted
Jacket	Dark blue blazer with the School Badge	
Trousers	Plain dark grey or black tailored style trousers	Trousers made from denim, corduroy or lycra. Trousers that have a very tight fit Trousers that by design look like jeans
Shorts	Plain dark grey or black tailored style shorts. (In term 6 only, as part of Summer Uniform). Example of acceptable shorts shown below	Shorts made from denim, corduroy, fleece fabric or lycra. Shorts that have a very tight fit.
Skirts	Smart grey or black pleated skirt of knee length. The choice to wear a skirt should be made with parental consent and include discussion with the relevant Head of Year. Example of acceptable skirt shown below. When a skirt is worn, it should be accompanied by black, grey or dark blue socks or tights.	Skirts made from denim, corduroy, fleece fabric or lycra. Skirts that are shorter than knee length.
Shirt	White with collar	
Socks	Black, grey or dark blue	Socks in vivid colours or white
Outer garments	Coats, hats, gloves and scarves of a conservative nature that are in keeping with the smart and business-like nature of the school uniform when weather deems this necessary	Hoodies Jackets made from denim or leather Clothing with garish or offensive slogans Baseball caps Other unconventional wear
School bag	All students must have a bag that is big enough to carry around all required equipment. The bag should be of a conservative nature and in keeping with the smart and business-like nature of the school uniform. A separate bag is recommended for carrying PE/Games kit	Bags with garish or offensive slogans
Jumper or cardigan	Plain dark grey or black V-neck jumpers or cardigan. Students can only wear a jumper/cardigan if they are also wearing their blazer.	Patterned jumpers Round neck jumpers Sweatshirts or hoodies Any logos

Footwear	Plain black shoes SEE BELOW FOR ADDITIONAL GUIDANCE	Boots, trainers (or shoes that look like trainers)
Jewellery /badges		No jewellery or badges are permitted at all, with the exception of watches and charity lapel badges/wrist bands at restricted and appropriate times.
Tie	School tie or school colours tie	Sporting or other club ties
Hair	Well-kept and tidy Long hair should be tied back	Hair cut into shapes likely to draw attention; hair dyed unnatural colours.
Equipment	<p>All students should carry:</p> <ul style="list-style-type: none"> • Pen • Ruler • Protractor • Colouring pencils • Eraser • Calculator • Pencil • Any exercise books, text books and further equipment required for their specific lessons 	<ul style="list-style-type: none"> • Calculator • A pair of compasses • Pencil Sharpener • Reading book • Uniform Card • Green pen
Games Kit	Dark blue reversible games shirt Dark blue football shorts Dark blue football/rugby socks Football boots Shin pads for Football/Hockey Gum shield for Hockey/Rugby	
PE Kit	White sports shirt (tennis style) White PE shorts White PE socks Training shoes	

[Link to Years 7 – 11 Uniform Policy](#)

Uniform – Years 7-11



Footwear should be plain black shoes. No boots, trainers (or shoes that look like trainers) are permitted.

Acceptable Shoes	Unacceptable shoes
	
	
	
	
	
Example of acceptable shorts	Example of acceptable skirt
	

[Link to Years 7 – 11 Uniform Policy](#)

Uniform – Years 7-11



Summer Uniform

In the summer, when temperatures can be consistently high; summer uniform will operate. This means that blazers do not have to be worn and shorts can be worn. However, if a student is not warm enough, it is their blazer that should be worn. It cannot be replaced by other items such as hoodies, jumpers or coats. If particularly cold, a school jumper can still be worn under the blazer.

Summer uniform commences at the start of Term 6.

If it is particularly hot prior to term 6, Summer Uniform may commence early. This would be communicated to all staff, students and parents. In the event of really extreme temperatures, the uniform may be relaxed even further, with the removal of ties and potentially students attending in PE kit. This would be announced, as and when needed.

Exceptions

Exceptions to the uniform policy may be granted for reasons of religious observance. This would only be permitted following discussions between parents and the relevant Head of Year.

Rewards



- We are proud of our student and their attitude towards learning. Last year students at the school amassed over 89,000 merit/house points!
- We very much like to celebrate success of our students and hold celebration events throughout the year.
- Every time a member of staff gives a merit/house point out you will receive an email notification from Arbor.
- You will find a copy of the rewards policy in the behaviour policy on the school website.

REWARDS AND CELEBRATION MATRIX				
LEVEL/SIMS &HOUSE POINTS	ACHIEVEMENT		REWARD	MANAGED BY...
1 1 point	Excellent work or effort during the lesson or an excellent homework	(3 times per year, merit points will be totalised, and certificates will be awarded as follows: Top 5% of year group = Gold, Next 5% = Silver, Next 5% = Bronze)	1 Achievement point Recorded in ARBOR	Individual teachers
2 5 points	100% attendance (3 times per year)		Attendance Certificate awarded Recorded in ARBOR	SSMs
	Sustained effort or attainment		Phone call or email home to praise achievements Recorded in ARBOR	Individual teachers
	Clean Uniform Card (6 times per year)		Entry in to prize draw Recorded in ARBOR	SSMs

Sanctions



- The vast majority of our students are well behaved and are enthusiastic about their learning.
- We have high expectations of our students and our behaviour policy reflects this.
- Pupils are helped to take responsibility for their actions.
- Families are involved in behaviour incidents to foster good relationships between the school and pupils' home life. When a student receives a sanction/detention the parent will be informed via an email about the details of why that young person has a detention.
- Following a trial in Term 6 last year we have now incorporated automatic centralised L1 detentions within 24 Hours of the incident happening.

BEHAVIOUR AND CONSEQUENCES MATRIX			
LEVEL/ POINTS	BEHAVIOUR	CONSEQUENCE	MANAGED BY...
0	Low level behaviours: for example <ul style="list-style-type: none"> • Talking • Lack of focus • Minor/one off disruption 	Classroom management strategies. <ul style="list-style-type: none"> • Encouragement and praise • Verbal warnings and reiteration of 'Behaviour for Learning Rules' • Seating plan • 2 strikes before escalating to level 1- 1 warning then on second occasion of Low-Level disruption L1 	Individual teachers
L1 1 point	More persistent/problematic behaviours, for example <ul style="list-style-type: none"> • Constant talking • Failure to hand in homework • Inadequate classwork • Regular disruption • Failed 3 strikes technique • Disrespectful to peers • Disrespectful to staff • Misuse of school equipment • Repeated lateness to lessons • Failure to have uniform card on their person 	Department action <ul style="list-style-type: none"> • Students are issued a L1 detention for 15 minutes in the allocated detention room. This will be the next available breaktime. • Lateness to a L1 detention will result in a L2. • Recorded on ARBOR as an L1 • Parents informed by teacher • 3rd L1 detention in a department in a term triggers an L2 detention next time and Subject Report (after the L2 it drops back to L1s) • Detention reflection sheet completed in the detention. • Poor behaviour in the detention leads to an After School Detention 	Individual teachers

Satchel One



Mr. Gohil

Account settings

Set homework

Dashboard

My classes

Homework calendar

Timetable

Detentions

My drive

Community resources

My resources

Reports

Notice board

Admin

Support

Logout

Search for student

Detentions

My detentions

Detention types

Most recent

Detention type

Thu, Oct 26th

Principal's office at 3:30pm

Covered by Mr. Gohil

Head of year detention

Record attendance

View students (1)

Wed, Oct 18th

Main auditorium at 4:30pm

Covered by Mr. Gohil

SLT detention

View attendance

Fri, Oct 13th

Main auditorium at 4:30pm

Covered by Mr. Gohil

Fri, Oct 20th

Room 22 at 3:30pm

Covered by Miss. Sideri

Teacher detention

Record attendance

View students (3)

Tue, Oct 17th

Room 22 at 3:30pm

Covered by Miss. Sideri

Teacher detention

View attendance

Fri, Oct 13th

Room 22 at 3:30pm

Covered by Miss. Sideri

Thu, Oct 19th

Principal's office at 3:30pm

Covered by Mr. Gohil

Head of year detention

View attendance

Tue, Oct 17th

Principal's office at 3:30pm

Covered by Mr. Gohil

Head of year detention

View attendance

Thu, Oct 12th

Principal's office at 3:30pm

Covered by Mr. Gohil

Thu, Oct 19th

Principal's office at 3:30pm

Please record attendance for the below students:

Mark all as attended

Michael Connors

Fighting

Reschedule

Aaliyah Dale

Using mobile in class

Attended

Jermaine Evans

Disruptive in class

Late

Hollie Gray

Bullying

Escalated

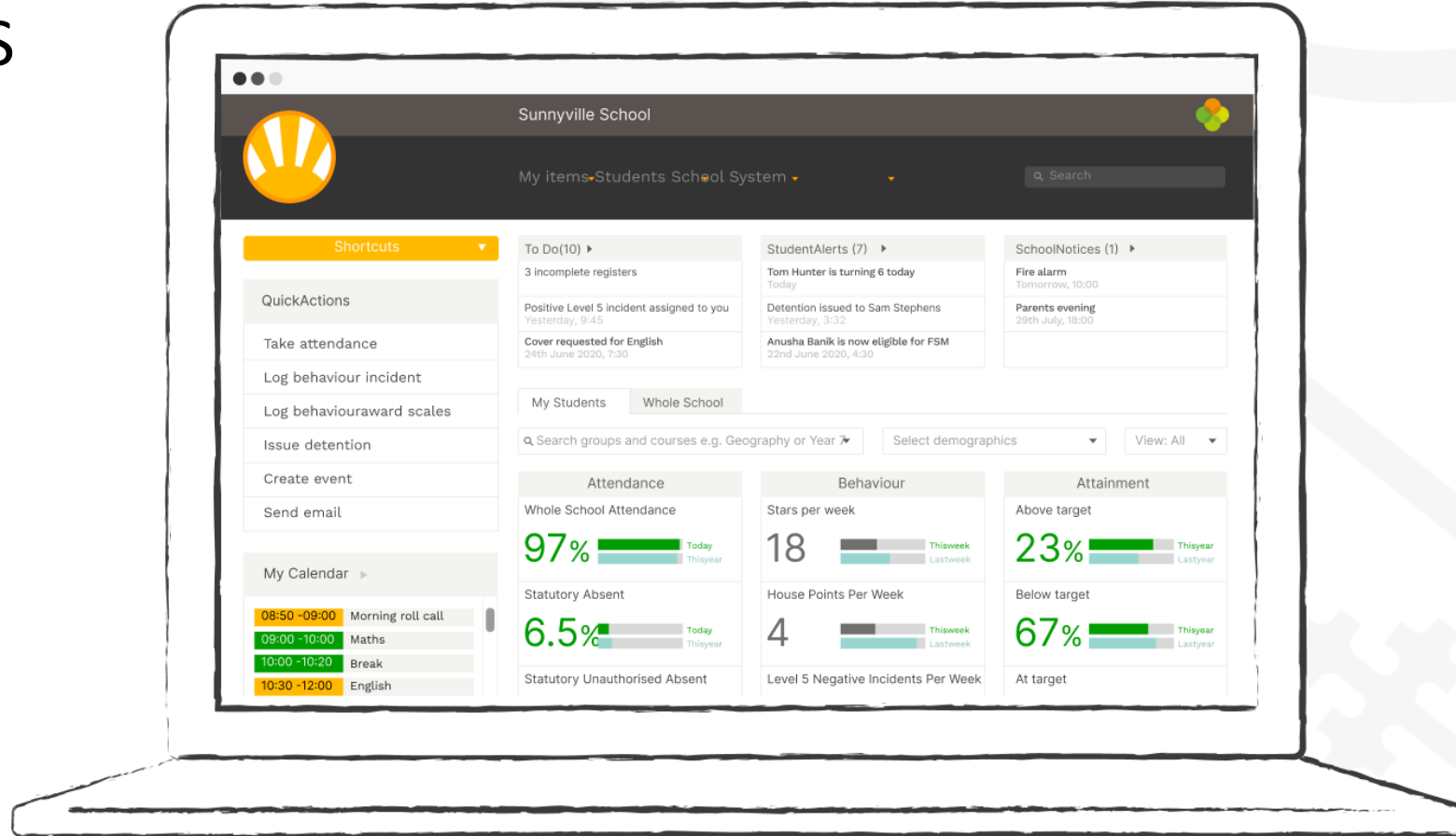
Save

Cancel

Arbor



- Arbor is the schools MIS
- Main source of communications
- Achievement and behaviour points
- WEB based and app



Data and monitoring



Attendance*	Lates	Unauthorised Absences	Authorised Absences
95.9%	2	2	6
Behaviour Points	Achievement Points	Report date	
1	33	08 Mar 2023	

Course	Current mark	Homework
Art and Design / Art: Art	M	2
Computer Science	M	2
Physical Education / Sports: PE	M+	
Design and Technology	M+	2
Drama	M	
English	M	2
Geography	M	2
History	M	2
Mathematics	W+	2
Music	M	2
Religious Education: RE	W	3
Science	M	2
Spanish	W+	2

Data and monitoring



Attendance*	Lates	Unauthorised Absences	Authorised Absences	
91.7%	2	0	12	
Behaviour Points	Achievement Points			Report date
1	5			04 Jan 2023
Course	Current mark	Homework		
Biology: Biology PPE result	5	2		
Biology: KS4 Biology PPE2				
Biology: Biology	6			
Chemistry: Chemistry PPE Result	6	2		
Chemistry: KS4 Chemistry PPE2				
Chemistry: Chemistry	7			
Computer Science: Computer Science PPE Result	5	2		
Computer Science: KS4 Computer Science PPE2				
Computer Science: Computer Science	5+			
Physical Education / Sports				
English: KS4 English Lang PPE2				
English: English Language PPE Result	6			
English: English Language	6			
English: English Literature PPE Result	5	2		
English: KS4 English PPE2				
English: English Literature				
Geography: KS4 Geography - PPE2		2		
Geography: Geography PPE Result	7			
Geography: Geography	7+			

Guided Learning Hours

Every GCSE is designed to take
120 guided learning hours
120 hours over 2 years.

For a student studying 10 GCSES this is **1200 hours study in the classroom.**

It does not include time spent on revision or homework outside of the classroom.

How the new grades compare with old ones

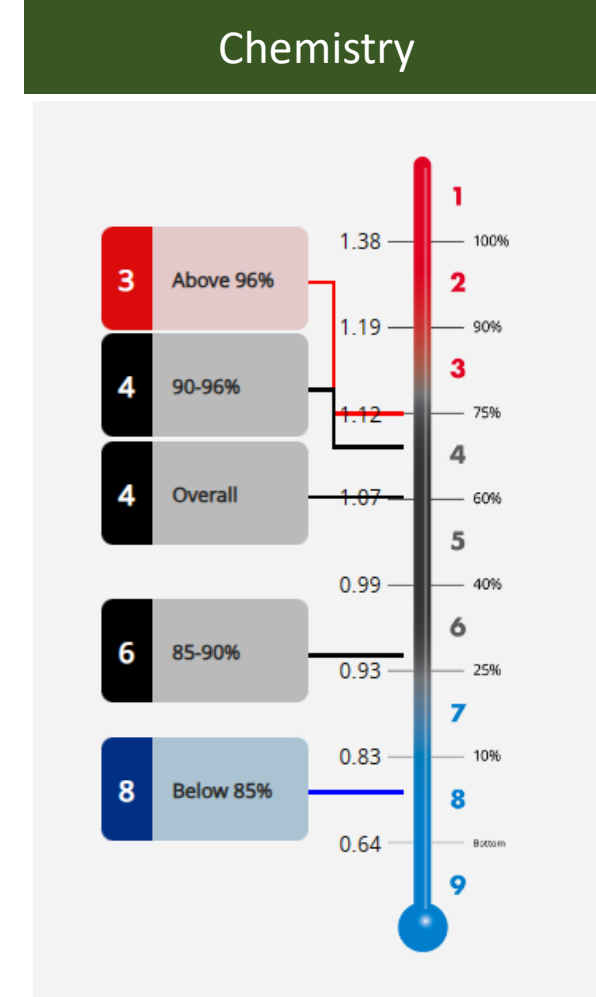
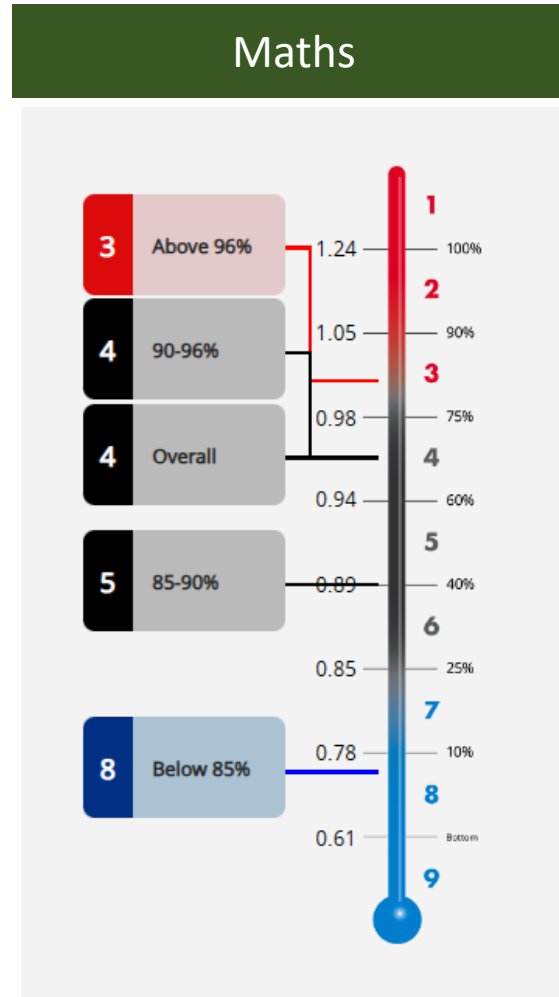
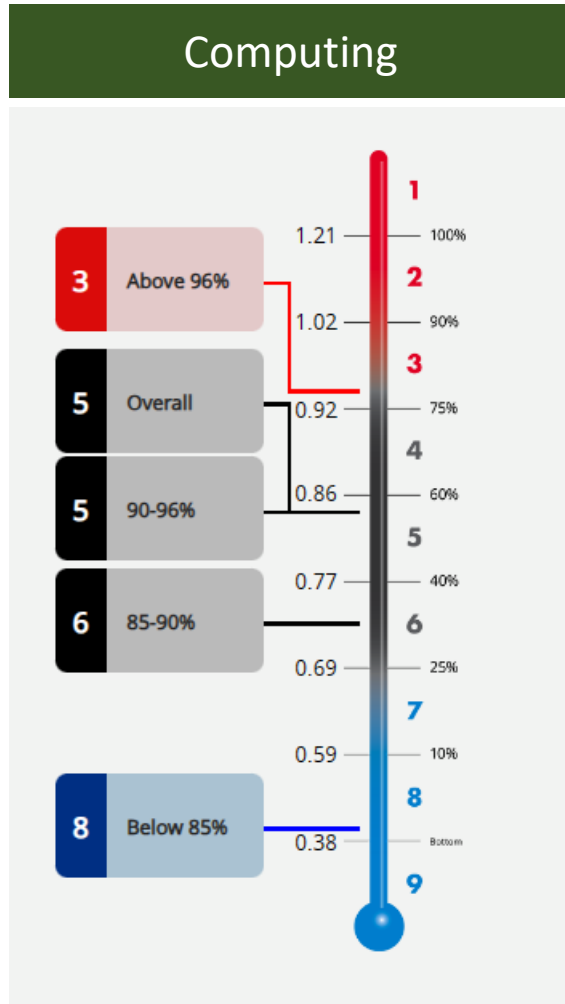
Old grades	New grades
A*	9
A	8
B	7
C	6
	5 Strong Pass
	4 Standard Pass
D	3
E	2
F	1
G	1
U	U

Source: Ofqual

BBC

ATL		Homework
<p>Always follows the school's behaviour for learning rules and is fully prepared for lessons.</p> <p>Good behaviour contributes to successful learning.</p> <p>Responds positively to feedback and guidance, developing their work and skills as a result.</p> <p>Actively engages with independent learning.</p>	1	<p>Homework is always completed on time.</p> <p>The quality of the work goes above and beyond the expectations set.</p> <p>The work is presented with care and accuracy.</p>
<p>Follows the school's behaviour for learning rules and is fully prepared for lessons.</p> <p>Good behaviour contributes to successful learning.</p> <p>Routinely responds positively to the expectations of, and guidance from staff.</p> <p>Students participate in self-directed independent learning activities</p>	2	<p>Homework is completed on time.</p> <p>The quality of work is of a good standard.</p> <p>The work is presented neatly and has minimal mistakes.</p>
<p>Follows the school's behaviour for learning rules and is usually prepared for lessons.</p> <p>Behaviour is good most of the time, but can receive a first warning.</p> <p>Often responds to the expectations of, and guidance from staff.</p> <p>Students can participate in self-directed independent learning activities.</p>	3	<p>Homework is not handed in every time.</p> <p>The quality of work is acceptable but requires more detail.</p> <p>The presentation of work can be untidy.</p>
<p>Working below the expected standard of the school's behaviour for learning rules and an L1 behaviour has been set for this.</p> <p>Often unprepared for lessons.</p> <p>This impacts negatively on own learning.</p> <p>There is little or no participation in self- directed independent learning activities.</p>	4	<p>Homework is not submitted on time or is not of a suitable quality.</p> <p>The quality of work is incomplete or missing significant detail.</p> <p>The presentation of the work is untidy.</p> <p>An L1 behaviour has been set for this.</p>

Moments Matter; Attendance Counts




Curriculum

This can be found on the Curriculum pages of our website:



Curriculum



Benefactorum Recordatio Juniorum
SIR NORTON KNATCHBULL - 1637

HOME > CURRICULUM > THE KNATCHBULL BACCALAUREATE (KNATCHBACC)

The Knatchbull Baccalaureate (KnatchBacc)

Our students' experience in school is built on four key pillars that make up the 'The Knatchbull Baccalaureate' (*Knatch. Bacc.*):

- **Academic** The timetable, the subjects, the lessons, the assessments, the exam outcomes... A rigorous academic curriculum, taught in creative and demanding ways, developing students' metacognition, recognising and acknowledging that secure understanding of knowledge underpins higher order thinking, synthesis (within and across subjects) and analysis.
- **Extra-Curricular** Enrichment, Sport, Music, The Arts... Through a wide range of enrichment and extra-curricular activities which broaden students' perspectives, knowledge, skills and talents; reinforcing that high quality outcomes in any field come as a result of commitment, targeted practice and teamwork, consequentially developing resilience, adaptability and learning through

In This Section

- > The Knatchbull Baccalaureate (KnatchBacc)
- KS3 Curriculum
- GCSE Courses and Options
- Sixth Form Courses
- SEND and Pupil Premium

Individual subject content can be found by going to the Knatchbull Baccalaureate page and clicking on the subject

How can you support your son/daughter?



1. Access Satchel One on a regular basis
2. Have discussions regarding upcoming monitoring deadlines
3. If possible, provide a dedicated workspace at home
4. Attend parents evening (T3)
5. Ask for help from us if it is needed
6. Set out clear expectations at home
7. Support the need for independent study at home

How can you support your son/daughter?



8. Ensure your son/daughter does not participate in more than 8 hours paid work a week
9. Students are not allowed to work during school hours
10. Support enrichment activities and any work experience
11. Talk to them/ Challenge them
12. Become an involved member of the school community.

Here to help



Mr T Sparrow
Head of KS4/Senior Leadership
Team
tsparrow@nks.kent.sch.uk



Mrs S Turner
Head of Year 10
sturner@nks.kent.sch.uk



Mrs S Wilkinson-Snare
Student support Manager
Year 10
swilkinsonsnare@nks.kent.sch.uk



Mr Uttin
SENCO
puttin@nks.kent.sch.uk