



THE NORTON
KNATCHBULL
SCHOOL

UCAS Parent Presentation

Presented by Mr Barnes

Choices Available




Higher
education



Apprenticeships/
traineeships



Studying abroad



Gap year



Getting a job

Understand the options available at
www.ucas.com/alternatives





UC[^]S

unifrog

The Role of UCAS

- UCAS processes applications for full-time courses at higher education providers in the UK.
- They guide students through the whole process, providing valuable information and supporting services for applicants and their parents.




Key facts before we begin

- Students can apply to up to 5 universities
- Two deadlines depending on the course and university
- All students need to complete a personal statement



Why Higher Education?



Opportunities while studying:

- chance to study a subject they are passionate about
- achieve a qualification that could lead to their chosen career
- gain confidence, independence, and important life skills that will widen their prospects
- make lifelong friends

With a degree:

- the opportunity to follow their career path
- better job prospects
- many employers target graduates
- higher earning potential

Things to Consider

There are several things for an applicant to consider when applying for higher education, such as:

- the subject they enjoy – investing time, money and effort
- if it is right for their career path – check with employers
- location – city/rural, transport links
- the study style that suits them
- finances – course fees, travel, and living costs
- extracurricular activities



Research – it's free


Search tool – to look for providers, courses, and minimum entry requirements.

Open days and virtual tours – a great way to explore campuses and facilities.

UCAS higher education exhibitions – useful to see different universities, colleges and explore options.

Learn from others – student videos, blogs and case studies.

Career options – the career finder tool is ideal for considering the options after education.



Open days and virtual tours



opendays.com
university and college open days

<https://www.opendays.com/calendar/>

The UCAS process



Student registers for a UCAS Hub account to carry out research and start application.



Student completes all sections of the application and sends it to their school/college.




Teacher or adviser reviews the application and adds reference and predicted grades.



Applications are sent to UCAS by the school or college on behalf of the student.



Universities and colleges make their decisions on the application.




The Personal Statement

- The only section your son or daughter has control over
- Their only chance to market themselves individually
- One personal statement for **all** choices
- Max. 4,000 characters, 47 lines
- Min. 1,000 characters
- No spelling/grammar check
- No formatting




Where to start with Personal Statements



Where to start with Personal Statements



Find an area of interest

A screenshot of the UCAS 'Search for Courses' page. The page has a yellow header with the UCAS logo. Below the header is a white search box with the text 'Search for Courses' and a magnifying glass icon. Underneath the search box is a text input field with the placeholder 'Courses, subjects, and areas'. Below this are two dropdown menus: 'Study level' with 'Undergraduate' selected, and 'Entry year' with '2020 - 2021' selected. At the bottom of the search box is a 'Postcode' field with the placeholder 'e.g. GL52 3LZ' and a blue 'Go' button.


Where to start with
Personal Statements



Find an area of
interest

A screenshot of the UCAS 'Search for Courses' interface. It features a search bar with the placeholder text 'Courses, subjects, and areas'. Below the search bar are two dropdown menus: 'Study level' set to 'Undergraduate' and 'Entry year' set to '2020 - 2021'. There is also a 'Postcode' field with the example 'e.g. GL52 3LZ'. A blue 'Go' button is located at the bottom right of the search form. The UCAS logo is visible at the top left of the interface.

What subjects do you
study?
What skills have you
shown?



Where to start with
Personal Statements




Find an area of
interest

A screenshot of the UCAS search interface. It features a search bar with the placeholder text 'Courses, subjects, and areas'. Below the search bar are three input fields: 'Study level' with a dropdown menu showing 'Undergraduate', 'Entry year' with a dropdown menu showing '2020 - 2021', and 'Postcode' with the example 'e.g. GL52 3LZ'. A blue 'Go' button is located at the bottom right of the search form.

What subjects do you study?
What skills have you shown?


Why would these be important
when studying your chosen course?



Where to start with
Personal Statements



Find an area of
interest

A screenshot of the UCAS search interface. It features a yellow header with the UCAS logo. Below the header is a white search box with the text 'Search for Courses' and a magnifying glass icon. Underneath the search box are three input fields: 'Study level' with a dropdown menu showing 'Undergraduate', 'Entry year' with a dropdown menu showing '2020 - 2021', and 'Postcode' with the example 'e.g. GL52 3LZ'. A blue 'Go' button is located at the bottom right of the search box.


What subjects do you study?
What skills have you shown?




Why would these be important
when studying your chosen course?



What other activities have you
undertaken?



Where to start with
Personal Statements



Find an area of
interest

UCAS


Search for Courses

Q Courses, subjects, and areas

Study level Undergraduate - Entry year 2020 - 2021 -

Postcode e.g. GL52 3LZ

Go



What subjects do you study?
What skills have you shown?



Why would these be important
when studying your chosen course?




Start to write your
notes into
paragraphs



What other activities have you
undertaken?

During the last week of
term (w/c17th July), we
will be running Personal
statement drop-in
sessions.



Subject references

- UCAS have streamlined the process this year.
- Subject teachers are no longer required to write a reference about each student



Enter a general statement about your school/college/centre.

If applicable, enter any information about extenuating circumstances which may have impacted the applicant's education and achievement.

Outline any other supportive information specific to the applicant and relevant to the course(s) applied for that you think universities/colleges should be aware of.




Application Key Facts and Payment



- Application is entirely online
- Maximum of five choices
- Some choice restrictions:
 - for medicine, veterinary science/medicine and dentistry there is a maximum of four choices
 - can only apply for either Oxford or Cambridge
- Application cost (2023/4):
 - multiple choices - £27.50 (max 5)
- Equal consideration if deadlines are met
- Invisibility – universities cannot see where else someone has applied

When to Apply – key dates



- 5th September – completed applications can be submitted to UCAS.
- 16th October 2023 (18:00 UK time) – deadline for Oxford or Cambridge, and most courses in Medicine, Dentistry, or Veterinary Medicine/Science.
Internal deadline is 29th September 2023
- 31st January 2024 (18:00 UK time) – deadline for the majority of undergraduate courses. **Internal deadline is 24th November 2023**
- 30th June 2024 (18:00 UK time) – last date to submit a late application before Clearing.

Tracking Applications

Track will allow your son or daughter to:

- follow the progress of their application online
- see their choices and personal information
- see their offers
- reply to offers online



Decisions and Replies



Provider decisions:

- conditional offer – qualifications and achievements and/or UCAS Tariff points
- unsuccessful
- unconditional offer

Once all decisions are received, they can hold up to two offers:

- one as their **firm** choice
 - one as their **insurance** choice (if they want to)
 - all other offers are declined
-
- Track will show their **reply date**.

What Should your Son/Daughter be Doing Now?

- Research
- MOOCS
- Work experience (online)
- Go beyond the curriculum
- Focus on this year's studies
- Liaising with form tutor – very important



How can you support them?



Research

Use the parents/guardians' section of the UCAS website at www.ucas.com/parents.

Sign up

Sign up for parent updates from UCAS and get everything you need to know about the application process direct to your inbox.

Open days

Attend virtual events and open days – you may have a different perspective.

Be proactive

Make sure they carefully read everything that is sent to them and don't book holidays at key times! Ensure the school is kept up to date about any change of circumstances, particularly if this would constitute grounds for special consideration from the exam board

Degree Apprenticeship

- Check out ucas.com/apprenticeships to find out more, including:
 - degree apprenticeships
 - how to find and apply for apprenticeships
 - preparing for application and interview (mock interviews)
 - browse our industry guides

Sign up at careerfinder.ucas.com to search for apprenticeships and internships vacancies.



Recap

- Students should begin finalise their personal statements over the next two months
- Early applications tend to see more positive outcomes
- Oxford/Cambridge, Medical, Dentistry, Veterinary application internal deadline is Friday 29th September
- All applications must be submitted internally by Friday 24th November
- Undertake as much research as you can using the websites mentioned
- Apprenticeship adverts could appear at any time, so it is important to keep checking - also, keep staff informed as we may hear of opportunities.



Sixth form sixthformteam@nks.kent.sch.uk

Mr Barnes abarnes@nks.kent.sch.uk

Mrs Thompson nthompson@nks.kent.sch.uk

Mr Messenger smessenger@nks.kent.sch.uk



THANK YOU FOR
YOUR LISTENING

DO YOU HAVE
ANY QUESTIONS?