



THE NORTON
KNATCHBULL
SCHOOL

Welcome to Year 12 Parents Information Evening

Presented by Mr Barnes
Assistant Head of Sixth Form (Year 12 Lead)

Meet the team



Mr S Messenger
Head of Sixth
Form/Senior
Leadership Team



Mr A Barnes
Assistant Head of
Sixth Form
Year 12 Lead



Mrs N Thompson
Senior Sixth Form
Pastoral Manager



Mrs T Baldwin
Sixth Form Study
Support Advisor



Mrs J Bond
Assistant Head of
Sixth Form
Year 13 Lead



Miss A Carney
Sixth Form Pastoral
Manager



Tutor Team



12 Apps	Mr A Hunt	ahunt@nks.kent.sch.uk
12 Barrett	Mr P Found	pfound@nks.kent.sch.uk
12 Burra	Mr A Sheldrake	asheldrake@nks.kent.sch.uk
12 Harper	Mrs E Dryland	edryland@nks.kent.sch.uk
12 Knatchbull	Mrs C Mills	cmills@nks.kent.sch.uk
12 Lamprey	Mr P Gallantree & Mr S Carnell	pgallantree@nks.kent.sch.uk & scarnell@nks.kent.sch.uk

Key dates for the diary



- Option changes – Deadline Monday 19th September 2021 at 4pm.
- After this time students will not be able to make changes and will study the subject for 2 years
- Focus Days:
 - ~~Team Building: Wednesday 14th September (Y12 & 13)~~ **POSTPONED**
 - Volunteering: Friday 9th December (Y12 only)
 - Study Skills & Wellbeing: Wednesday 8th February (Y12)
 - Life After NKS: Thursday 11th May (Y12 & 13)
 - Post 18 Destinations - UCAS Day: Tuesday 6th June (Y 12 only)

Some dates are still be subject to change.

Key dates - Monitoring



Monitoring Calendar

Term 1	Monitoring 1: ATL (wc 3rd October)
Term 2	Y12 Volunteering Focus Day (9th December)
Term 3	Monitoring 2 + comments (wc 23 rd January)
Term 4	Y12 PPE (weeks 20 th & 27 th March)
Term 5	Work Experience (wc 17 th April) Monitoring 3: PPE grades & UCAS references (wc 1 st May)
Term 6	Y12 Parents evening (wc 12 th June)

3. EPQ/ Societies

Register your interest for the EPQ and begin to develop your ideas for the project. It is also a great time to join a society or even start one. This allows you to go beyond the curriculum and look at an area of interest in more detail.

2. Building resilience

Begin to develop your levels of resilience and look to develop your independent skills.

1. Year 12 induction

Setting yourself a target of what you want to see on results day and where you would like to go next.



4. Christmas entertainment / Mentoring Year 7/ Volunteering

Take part in Christmas activities including charity events. You also begin to support lower years sharing the knowledge you have gained over the past 5 years.

7. Apply for the student leadership team

Begin to develop your leadership skills and become the voice of the student body.

6. Post-18 route

You need to start to firm up your route you want to take at the end of Year 13. What type of university would you like to go to? What course? What are the alternatives.

5. Become a prefect

Apply to become a form prefect and in doing so you will develop your skills in communication, leadership and engagement, all key skills you will need no matter what post 18 route you choose.

8. Year 12 PPE's

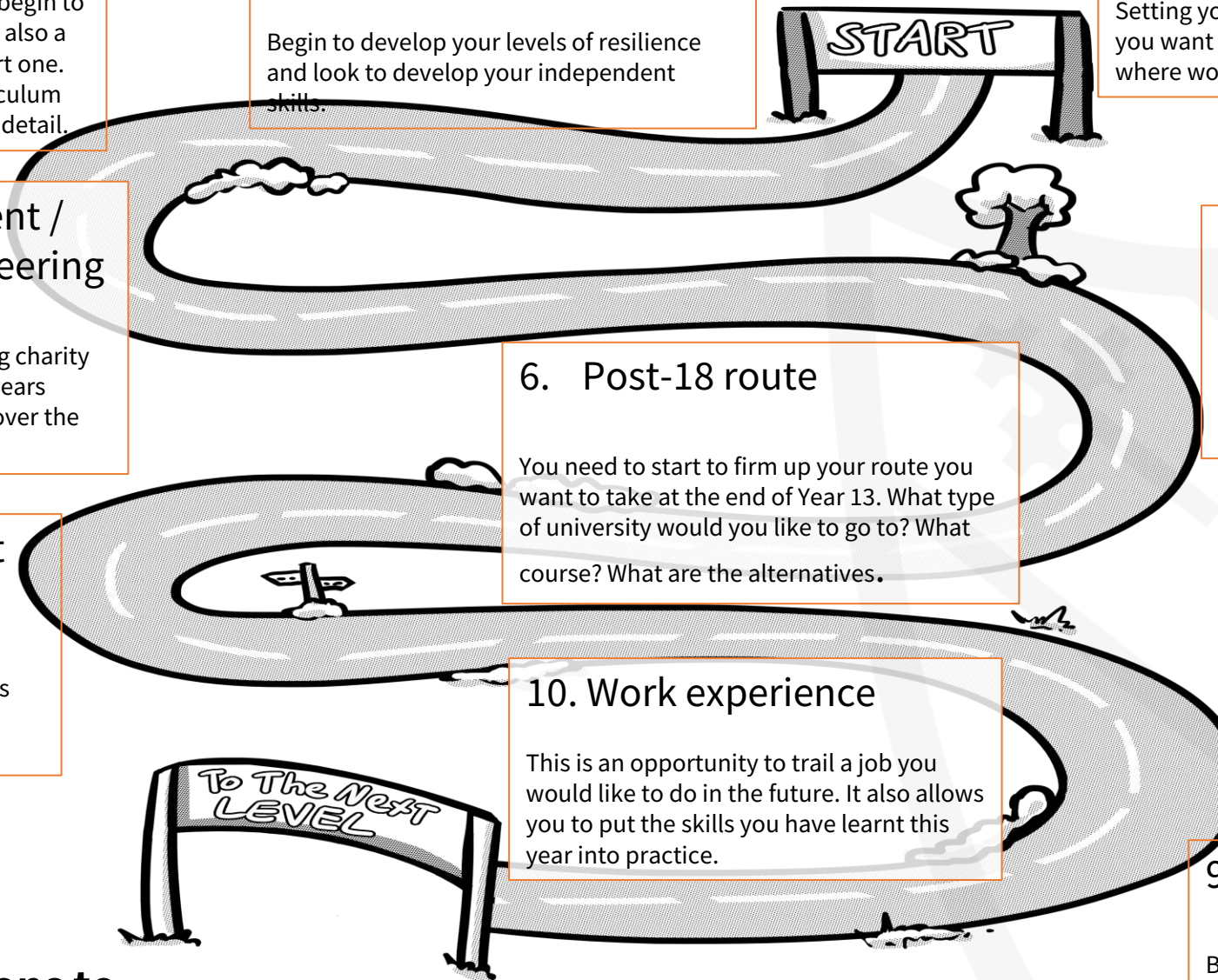
Show your teachers and more importantly yourself how much progress you have made to date. You should treat these as if they are the real thing to give you a clear idea of what steps you need to take to improve.

10. Work experience

This is an opportunity to trail a job you would like to do in the future. It also allows you to put the skills you have learnt this year into practice.

9. UCAS/Post-18

Begin to firm up your choices for the next step in your lives. Consider your UCAS/apprenticeship applications and start to develop your personal statement.



My roadmap of actions to take me to the next level

What are Our Expectations of Students?



- Students take ownership of their own learning
- They develop resilience
- Willingness to study independently
- Desire to be part of the wider school community
- Aim high
- Enjoy their time in school
- Always try their best



Structure of the School Day



There is some variation to the end of the day.

To make dismissal safer the following timings are in place:

15.15 – Y7, Y8, Y9

15.20 – Y10, Y11, Y12 & Y13

Years 12 and 13	
Tutorial	8.45-9.00
Period 1	9.05 - 10.05
Period 2	10.10-11.10
Break	11.10-11.30
Period 3	11.30-12.30
Period 4	12.35-13.35
Lunch	13.35-14.15
Period 5	14.15-15.20
Twilight*	15.20-16.20

Tutor times – 8.45 – 9.00



WEEK A

Monday	Tuesday	Wednesday	Thursday	Friday
Assembly	<ul style="list-style-type: none">TED Talks	<ul style="list-style-type: none">Personal Development – PSHE & RSE Topics	<ul style="list-style-type: none">Personal Development – PSHE & RSE Topics	<ul style="list-style-type: none">Whole group activity – Quiz

WEEK B

Monday	Tuesday	Wednesday	Thursday	Friday
<ul style="list-style-type: none">Personal Development – PSHE & RSE Topics	<ul style="list-style-type: none">TED Talks	<ul style="list-style-type: none">Personal Development – PSHE & RSE Topics	Assembly	<ul style="list-style-type: none">Whole group activity – Quiz

Additional sessions

Study Periods – Non-timetabled periods used
as study periods for now



Study Periods



- Students will have Supervised study sessions added to their timetable
- Students will have periods on their timetable where they don't have a lesson – they are expected to study in these
- Places to study – 3 study rooms/Library/Canteen
- Flipped learning- preparing in advance
- All Year 12 students have supervised study added to their timetable and are expected to remain in school all day (except break/lunch if 16 or over), reviewed at Christmas


Additional sessions

Study Periods – Free periods used as study periods for now

Enrichment – Every Wednesday period 5



Enrichment activities



Enrichment at NKS aims to help our students explore and understand any potential avenues that might intend to follow.

Our enrichment programme offers a broad range of activities from sports, mentoring, clubs and societies. Our tailored activities will help our students to prepare for life after NKS.

By taking part and participating fully in our enrichment programme, they will learn what is expected of them, be taught new, transferable skills and be provided with valuable experience in topical areas of interest to them.

What is on offer?



The following activities are available in school:

1. MOOCs (Massive Open Online Courses)
2. Basketball
3. Eco Society
4. Volleyball
5. Young Enterprise Initiative
6. IntoFilm
7. CAD/CAM

With the hopes of new and exciting activities to be added later on in the school year.



Additional sessions



Study Periods – Non-timetabled periods used as study periods for now

Enrichment – Every Wednesday period 5

Form time – PSHE & RSE Topics



PSHE & RSE Topics



Our comprehensive tutor time activities allows our students to explore, understand and recognise the importance of social wellbeing.

The topics that are covered throughout the year include:

Term 1 – Drugs & Risk Education

Term 2 – Health & Wellbeing

Term 3 – PIXL Study skills

Term 4 – Diversity, Safety and Health

Term 5 & 6 – Careers

Work Experience



Work experience allows for the opportunity for our students to experience real working environments and conditions in their chosen industry.

The insight that they gain through the process is invaluable. It helps them to appreciate what that particular role entails and allows them to determine if it is a career they wish to pursue well ahead of time.



Satchel One



Mr. Gohil

Account settings

Set homework

Dashboard

My classes

Homework calendar

Timetable

Detentions

My drive

Community resources

My resources

Reports

Notice board

Admin

Support

Logout

Search for student

Detentions

My detentions

Detention types

Most recent

Detention type

Thu, Oct 26th

Principal's office at 3:30pm

Covered by Mr. Gohil

Head of year detention

Record attendance

View students (1)

Fri, Oct 20th

Room 22 at 3:30pm

Covered by Miss. Sideri

Teacher detention

Record attendance

View students (3)

Thu, Oct 19th

Principal's office at 3:30pm

Covered by Mr. Gohil

Head of year detention

View attendance

Wed, Oct 18th

Main auditorium at 4:30pm

Covered by Mr. Gohil

SLT detention

View attendance

Tue, Oct 17th

Room 22 at 3:30pm

Covered by Miss. Sideri

Teacher detention

View attendance

Tue, Oct 17th

Principal's office at 3:30pm

Covered by Mr. Gohil

Head of year detention

View attendance

Fri, Oct 13th

Main auditorium at 4:30pm

Covered by Mr. Gohil

Fri, Oct 13th

Room 22 at 3:30pm

Covered by Miss. Sideri

Thu, Oct 12th

Principal's office at 3:30pm

Covered by Mr. Gohil

Thu, Oct 19th

Principal's office at 3:30pm

Please record attendance for the below students:

Mark all as attended

Michael Connors

Fighting

Reschedule

Aaliyah Dale

Using mobile in class

Attended

Jermaine Evans

Disruptive in class

Late

Hollie Gray

Bullying

Escalated

Save

Cancel



We're using Arbor's free Parent Portal and Arbor App

We've chosen Arbor to help us manage our school.

Arbor is a simple, smart and cloud-based MIS (Management Information System), which helps us work faster, smarter and more collaboratively as a school. The Arbor App and Parent Portal mean we can keep you informed about your child's life at school in a much more accessible way. Log into Arbor to see and update your child's information, get live updates and make payments or bookings on the go!

The Parent Portal works on Google Chrome (computer or laptop) and you can download the Arbor App from the App Store or Google Play Store on your phone (Android 5.0; iOS 10.0 and upwards).

How to get started


1. Wait for your welcome email from us telling you Arbor is ready - you won't be able to log in before
2. Click the link in your welcome email to set up your password
3. Go to the App or Google Play Store on your phone and search 'Arbor'
4. Click 'Install' on Android or 'Get' on iPhone then open the App
5. Enter your email, select the school, then enter your password
6. Accept the Terms & Conditions and enter your child's birthday

The Sunnyville School of Magic
W10 5BN, London, GBR

Enter your password

Log in

[Forgotten password?](#)



Sixth Form Deposit




To cover the cost of textbooks/ online books for subject areas, lockers and lanyards

This deposit will also allow books to be borrowed from our school library

A £50 deposit is required upon admission to the Sixth Form via the online payment system (ScoPay)

Once payment has been made we will issue you with a receipt that should be kept with your lanyard to acquire the necessary equipment

Sixth Form Uniform – Smart, business wear



Students may choose from:

1. A conventional shirt or blouse – tailored and designed for formal wear. It must have sleeves and must not be low cut; it must cover shoulders and midriff. T-shirts and polo shirts are not permitted. Sixth Form ties are not compulsory however they are available for purchase via Scopay and can be collected from Mrs Thompson
2. Trousers should be full length; **no denim** trousers are allowed
3. Skirt length at shortest is mid-thigh with black opaque tights required, but if skirts are knee length or longer, tights are not required.
4. Dresses should also be smart, have sleeves, be modest in design and follow the above guidance for length.

Uniform – Points to note



5. Jumpers with large logos are not allowed. Smart knitwear with a small logo is allowed. No hoodies
6. Hair/ facial hair should be neat and not too extreme
7. No trainers (including black ones)
8. School lanyards must be worn at all times.

Why do we insist on a smart uniform policy?

- It promotes professionalism among the students
- It influences them to take pride in their work
- Boosts self-esteem
- Improves on focus and concentration as they are less likely to be distracted by others

Absence Procedures

The school should be contacted in the first instance if you know you are unwell, or absent for any reason. If we haven't received a telephone or email message from your household by 9.30 a.m. we will telephone home to receive an update.

Contact by telephone – 01233 620045 and follow the instructions to leave a message

Contact by email – studentabsence@nks.kent.sch.uk

Sixth Form Authorised Absence Request

Name.....

Date/s of absence: From.....to.....

Purpose of request (eg. Name of University you are visiting).....

Subject	Staff	Work set/ Requirements on return

Head of Year/ Student Support Manager Comments:

Signed.....

Dated.....

How can you support your son/daughter?



1. Access Satchel One on a regular basis
2. Have discussions regarding upcoming monitoring deadlines
3. If possible, provide a dedicated workspace at home
4. Attend parents evening (T6)
5. Ask for help from us if it is needed
6. Set out clear expectations at home
7. Support the need for 4-5 hour study periods per week per subject

How can you support your son/daughter?




8. Ensure your son/daughter does not participate in more than 8 hours paid work a week
9. Students are not allowed to work during school hours
10. Support enrichment activities and any work experience
11. Talk to them/ Challenge them
12. Become an involved member of the school community.

Here to help

Any general sixth form concerns –
sixthformteam@nks.kent.sch.uk



Mr S Messenger
Head of Sixth Form/Senior
Leadership Team
smessenger@nks.kent.sch.uk



Mr A Barnes
Assistant Head of
Sixth Form
Year 12 Lead
abarnes@nks.kent.sch.uk



Mrs N Thompson
Senior Sixth Form
Pastoral Manager
nthompson@nks.kent.sch.uk



Mrs T Baldwin
Sixth Form Study
Support Advisor



Mrs J Bond
Assistant Head of
Sixth Form
Year 13 Lead



Miss A Carney
Sixth Form
Pastoral Manager
acarney@nks.kent.sch.uk



If you have any
questions, please do
come and find one of
us.

